

## GUIDE FOR AUTHORS

*Revista de Psicodidáctica* publishes works of a scientific nature that are carried out with methodological rigour and make a contribution to the advancement of scientific knowledge in the field between psychology and its teaching. Preference is given the subject of *Psychodidactics*, being understood as a common space of convergence between the psychology of education and the didactics of different academic content. *Psychodidactics*, to say it in another way, is directly associated with the educational and psychoeducational, being understood by this as the variables that intervene (teaching staff, students, contents, procedures, evaluation, etc.) in the teaching / learning processes of different academic contents in the context of formal, non-formal, and informal education. On the other hand, studies centred on subjects common to the basic disciplines (linguistics, sports activities, geography, basic psychology, clinical psychology, etc.) do not belong to the field of psychodidactics.

The articles in Spanish or English will be accepted, and preferably those articles that provide new information and contain the following sections: Introduction, Method (participants, tools, procedures, and statistical analysis), Results, Discussion, and References. The works should be unpublished, and not be in the publication or evaluation process by other Journals.

You should read this Guide for Authors before preparing your manuscript, as well as consulting the example of [this article](#).

### Types of articles

The text must be written in an impersonal style and / or present; furthermore, care should be taken to use non-sexist language.

The Journal publishes the following sections or article types:

#### Originals

Empirical research articles will be published in this section. The approximate maximum length of the article, including the 250-word structured summary in Spanish and English (abstract), the 6 keywords, the body of the article, the figure captions, the tables and the references, will be around

6,500-7,000 words. However, in justified cases, longer articles will be accepted.

### Editorial practices in gender equality

*Revista de Psicodidáctica* is committed to gender policies that lead to real equality between women and men in our society. This commitment takes the form of several fundamental actions.

#### 1. Editorial participation

The journal adopts measures to ensure a balanced editorial composition of women and men, and this is reflected both in the different bodies of the journal and in the participation of the people who evaluate the papers.

#### 2. Use of inclusive language

*Revista de Psicodidáctica* recommends the use of inclusive language in scientific articles that takes into account the presence and situation of women in society and that is in accordance with the principle of gender equality between the sexes. In this sense, it is advisable to replace the use of the generic masculine to designate all persons in the class or group, whether men or women, with terms of generic value, to use explanatory syntagms or, when none of the above is possible, to use split formulas, as long as they do not complicate the reading.

For a more concrete development of alternatives and proposals for use, we recommend consulting the United Nations website: Gender-inclusive language (<https://www.un.org/es/gender-inclusive-language/>).

#### 3. Sex and gender in research

Research work should avoid gender stereotypes and biases that adopt the masculine as a universal referent, exacerbate biological differences or naturalise socially constructed differences. Likewise, they should consider the sex variable in any type of research on people, animals, tissues or cells, that is to say:

- Reflect and make informed decisions on the sex composition of samples and report the sex of the research subjects.
- To analyse differences within the sexes and to present the results disaggregated by sex.

In this regard, it is recommended to consult the handbook: Gender in Research.

## Information for submission

All manuscripts must be submitted online via the *Revista de Psicodidáctica* Elsevier web page (<https://www.elsevier.com/else/jrnl/psicod>) and uploaded to that page.

In this platform, the article structure type must be selected adjusted to the article type / section to which it is wished to be submitted.

Apart from the first page of the article, the rest of the manuscript, and its images, a cover letter must be attached with the following information:

### Cover Letter

In which it is indicated:

1. Title of the work.
2. The section of the Journal in which it wished the work will be published.
3. The explanation, in a maximum of one paragraph, of what the original work contributes and the relevance of the work in the field of the Journal.
4. The statement that the work is original and is not in the process of being evaluated by any other scientific journal.
5. In the event that part of the article has been previously published in another Journal (redundant or duplicated publication), the details must be specified here, as well as to declare that they are in possession of the required permissions to publish by the author and the Editor of the Journal from which it was extracted.
6. The statement that the authors have taken into account the "Ethical Responsibilities" included in this Guide.
7. The statement that all the signing authors meet the requirements of authorship as set out in the "Authorship" section of this Guide.
8. The declaration by each one of the authors as regards the existence or not of any conflict of interests and which is stated in the manuscript.
9. That any financial help or acknowledgement is mentioned in the body of the manuscript.

This is a subscription Journal, as such that the authors do not pay for the evaluation or its publication, and in which they transfer their rights of copyright. When the article has been accepted, the author for correspondence will receive a link to sign the transfer of author rights.

Technical support is available by e-mail at the following address: [support@elsevier.com](mailto:support@elsevier.com). For any request, it is necessary to include the name of the author for correspondence, the title and number of the manuscript (if it has been assigned), and a clear description of the problem.

## Ethics in publishing

For information on Ethics in publishing and Ethical guidelines for journal publication see <http://www.elsevier.com/publishingethics> and <http://www.elsevier.com/journal-authors/ethics>.

## Human Rights

If the work involves humans, the authors must ensure that the study has been conducted in accordance with International Ethics Code in Humanities and Social Sciences of the Centre for Research Ethics and Bioethics. The authors must include a statement in the manuscript on how the informed consent was obtained on all the subjects studied. The right to privacy should be respected at all times.

## Conflicts of interests

All the authors must inform of any financial or personal relationship with other persons or organisations that could have an inappropriate influence (be biased) on their work. Among examples of possible conflicts of interests are: to be employed by the organisation, consultancy services, hold shares, remuneration, remunerated expert testimony, patent requests / registry, and grants or other funding. If there is no conflict of interests, the following must be declared: "Conflict of interests: none".

Further information: [http://service.elsevier.com/app/answers/detail/a\\_id/286/supporthub/publishing](http://service.elsevier.com/app/answers/detail/a_id/286/supporthub/publishing).

## Submission declaration

Submission of an article implies that the work described has not been published previously (except in the form of an abstract or as part of a published lecture or academic thesis or as an electronic preprint, see <http://www.elsevier.com/sharingpolicy>), that it is not under consideration for publication elsewhere, that its publication is approved by all authors and tacitly or explicitly by the responsible authorities where the work was carried out, and that, if accepted, it will not be published elsewhere including electronically in the same form, in English or in any other language, without the written consent of the copy-right-holder.

## Authorship

All the authors must have made substantial contributions in the whole article.

## Changes to authorship

This policy concerns the addition, deletion, or rearrangement of author names in the authorship of accepted manuscripts:

*Before the accepted manuscript is published in an online issue:* Requests to add or remove an author, or to rearrange the author names, must be sent to the Journal Manager from the corresponding author of the accepted manuscript and must include: (a) the reason the name should be added or removed, or the author names rearranged and (b) written confirmation (e-mail, fax, letter) from all authors that they agree with the addition, removal or rearrangement. In the case of addition or removal of authors, this includes confirmation from the author being added or removed. Requests that are not sent by the corresponding author will be forwarded by the Journal Manager to the corresponding author, who must follow the procedure as described above. Note that: (1) Journal Managers will inform the Journal Editor-in-chief of any such requests and (2) publication of the accepted manuscript in an online issue is suspended until authorship has been agreed.

*After the accepted manuscript is published in an online issue:* Any requests to add, delete, or rearrange author names in an article published in an online issue will not be possible.

## Copyright

Upon acceptance of an article, authors will be asked to complete a 'Journal Publishing Agreement' (for more information on this and copyright, see <http://www.elsevier.com/copyright>). An e-mail will be sent to the corresponding author confirming receipt of the manuscript together with a 'Journal Publishing Agreement' form or a link to the online version of this agreement.

## Author rights

As an author you (or your employer or institution) have certain rights to re-use your work. For more information on author rights please see <http://www.elsevier.com/copyright>.

## Role of the funding source

You are requested to identify who provided financial support for the conducting of the research and/or preparation of the article and to briefly describe the role of the spon-

sor(s), if any, in the study design; in the collection, analysis, and interpretation of data; in the writing of the article; and in the decision to submit the article for publication. If the funding source(s) had no such involvement then this should be stated.

## Funding body agreements and policies

Elsevier has established a number of agreements with funding bodies which allow authors to comply with the open access policies of their funding source. Some authors may also be reimbursed for associated publication fees. To learn more about existing agreements please visit <http://www.elsevier.com/fundingbodies>.

## The Publishing Campus

The Elsevier Publishing Campus (<http://www.publishingcampus.com>) is an online platform that offers free classes, interactive training, and professional advice in order to provide support for the publishing of research articles. The Skills School training offers modules on how to prepare, write, and structure articles, as well as to explain how the Editors evaluate them when they are submitted for publishing. The authors should take advantage of these and other resources in order to ensure that their manuscript is of the highest quality possible.

## Language (usage and editing services)

Please write your text in good English (American or British usage is accepted, but not a mixture of these) and Spanish. Authors who feel their English or Spanish language manuscript may require editing to eliminate possible grammatical or spelling errors and to conform to correct scientific English may wish to use the English Language Editing service available from Elsevier's WebShop (<http://webshop.elsevier.com/languageediting/>) or visit our customer support site (<http://support.elsevier.com>) for more information.

## Submission

Our online submission system guides you stepwise through the process of entering your article details and uploading your files. The system converts your article files to a single PDF file used in the peer-review process. All correspondence, including notification of the Editor's decision and requests for revision, is sent by e-mail.

## Submit your article

Please submit your article via <http://ees.elsevier.com/repod>.

## Referees

Please submit the names and institutional e-mail addresses of three potential referees. For more details, visit our support site: [http://service.com/app/answer/detail/a\\_id/8238/p/10523/supporthub/publishing](http://service.com/app/answer/detail/a_id/8238/p/10523/supporthub/publishing). Note that the editor retains the sole right to decide whether or not the suggested reviewers are used.

## Preparation

### Double-blind review

This journal uses double-blind review, which means that both the reviewer and author name(s) are not allowed to be revealed to one another for a manuscript under review. The identities of the authors are concealed from the reviewers, and vice versa. For more information please refer to <http://www.elsevier.com/reviewers/peer-review>.

### Use of word processing software

It is important that the file be saved in the native format of the word processor used. The text should be in single-column format. Keep the layout of the text as simple as possible. Most formatting codes will be removed and replaced on processing the article. In particular, do not use the word processor's options to justify text or to hyphenate words. However, do use bold face, italics, subscripts, superscripts etc. When preparing tables, if you are using a table grid, use only one grid for each individual table and not a grid for each row. If no grid is used, use tabs, not spaces, to align columns. The electronic text should be prepared in a way very similar to that of conventional manuscripts (see also the Guide to Publishing with Elsevier: <http://www.elsevier.com/guidepublication>). Note that source files of figures, tables and text graphics will be required whether or not you embed your figures in the text. See also the section on Electronic artwork.

To avoid unnecessary errors you are strongly advised to use the 'spell-check' and 'grammar-check' functions of your word processor.

## Article structure

### Main page

**Title.** Concise and informative. Titles are often used in information-retrieval systems. Avoid abbreviations and formulae where possible.

**Author names and affiliations.** Please clearly indicate the given name(s) and family name(s) of each author and check that all names are accurately spelled. Present the authors' affiliation addresses (where the actual work was done) below the names. Indicate all affiliations with a lower-case superscript letter immediately after the author's name and in front of the appropriate address. Provide the full postal address of each affiliation, including the country name and, if available, the e-mail address of each author.

**Corresponding author.** Clearly indicate who will handle correspondence at all stages of refereeing and publication, also post-publication. Ensure that the e-mail address is given and that contact details are kept up to date by the corresponding author.

**Present/permanent address.** If an author has moved since the work described in the article was done, or was visiting at the time, a 'Present address' (or 'Permanent ad-

dress') may be indicated as a footnote to that author's name. The address at which the author actually did the work must be retained as the main, affiliation address. Superscript Arabic numerals are used for such footnotes.

### Abstract

A concise abstract must be included (maximum 250 words) that should briefly describe the aim of the work, the principal results, and the most important conclusions. The Abstract is often read separately from the article, therefore, its content should be structured, independent and complete. For this reason, it may not contain references and, if they are really essential, their author and the year of their publication will be included. They should not include uncommon abbreviations either and, if they are really essential, they will be defined in the Abstract the first time that they are used.

### Highlights

The Highlights are a brief collection of vignettes (short sentences) that transmit the main conclusions of the article. The Highlights are obligatory and must be presented in a separate editable file using the online submission address. Please use "Highlights" in the name of the file that consists of 3 to 5 key points (a maximum of 80 characters, including spaces). An example can be seen on our page: <https://www.elsevier.com/highlights>.

### Keywords

Immediately after the abstract, provide a maximum of 6 keywords, using American or British spelling and avoiding general and plural terms and multiple concepts (avoid, for example, 'and', 'of'). Be sparing with abbreviations: only abbreviations firmly established in the field may be eligible. These keywords will be used for indexing purposes.

### Acknowledgements

Collate acknowledgements in a separate section at the end of the article before the references and do not, therefore, include them on the title page, as a footnote to the title or otherwise. Acknowledgments should appear (if case) as the first endnote. List here those individuals who provided help during the research (e.g., providing language help, writing assistance or proof reading the article, etc.).

### Math formulae

Please submit math equations as editable text and not as images. Present simple formulae in line with normal text where possible and use the solidus (/) instead of a horizontal line for small fractional terms, e.g., X/Y. In principle, variables are to be presented in italics. Powers of e are often more conveniently denoted by exp. Number consecutively any equations that have to be displayed separately from the text (if referred to explicitly in the text).

## Artwork

### Electronic artwork

#### General points

- Make sure you use uniform lettering and sizing of your original artwork.
- Embed the used fonts if the application provides that option.
- Aim to use the following fonts in your illustrations: Arial, Courier, Times New Roman, Symbol, or use fonts that look similar.
- Number the illustrations according to their sequence in the text.
- Use a logical naming convention for your artwork files.
- Provide captions to illustrations separately.
- Size the illustrations close to the desired dimensions of the published version.
- Submit each illustration as a separate file.

A detailed guide on electronic artwork is available on our website: <http://www.elsevier.com/artworkinstructions>.

You are urged to visit this site; some excerpts from the detailed information are given here.

#### Formats

If your electronic artwork is created in a Microsoft Office application (Word, PowerPoint, Excel) then please supply 'as is' in the native document format.

Regardless of the application used other than Microsoft Office, when your electronic artwork is finalized, please 'Save as' or convert the images to one of the following formats (note the resolution requirements for line drawings, half-tones, and line/halftone combinations given below):

EPS (or PDF): Vector drawings, embed all used fonts.

TIFF (or JPEG): Colour or grayscale photographs (half-tones); keep to a minimum of 300 dpi.

TIFF (or JPEG): Bitmapped (pure black & white pixels) line drawings, keep to a minimum of 1000 dpi. TIFF (or JPEG): Combinations bitmapped line/half-tone (colour or grayscale), keep to a minimum of 500 dpi.

#### Please do not:

- Supply files that are optimized for screen use (e.g., GIF, BMP, PICT, WPG); these typically have a low number of pixels and limited set of colours;
- Supply files that are too low in resolution;
- Submit graphics that are disproportionately large for the content.

### Colour artwork

Please make sure that artwork files are in an acceptable format (TIFF (or JPEG), EPS (or PDF), or MS Office files) and with the correct resolution. If, together with your accepted article, you submit usable colour figures then Elsevier will ensure, at no additional charge, that these figures will appear in colour online (e.g., ScienceDirect and other sites) regardless of whether or not these illustrations are reproduced in colour in the printed version. **For colour reproduction in print, you will receive information regarding the costs from Elsevier after receipt of your accepted article.** Please indicate your preference for colour: in print or online only. For further information on the preparation of electronic artwork, please see <http://www.elsevier.com/artworkinstructions>.

Please note: Because of technical complications that can arise by converting colour figures to 'grey scale' (for the printed version should you not opt for colour in print) please submit in addition usable black and white versions of all the colour illustrations.

#### Illustration services

Elsevier's WebShop (<http://webshop.elsevier.com/illustrationservices>) offers Illustration Services to authors preparing to submit a manuscript but concerned about the quality of the images accompanying their article. Elsevier's expert illustrators can produce scientific, technical and medical-style images, as well as a full range of charts, tables and graphs. Image 'polishing' is also available, where our illustrators take your image(s) and improve them to a professional standard. Please visit the website to find out more.

#### Figure captions

Ensure that each illustration has a caption. Supply captions separately, not attached to the figure. A caption should comprise a brief title (**not** on the figure itself) and a description of the illustration. Keep text in the illustrations themselves to a minimum but explain all symbols and abbreviations used.

#### Tables

Please submit tables as editable text and not as images. Tables can be placed either next to the relevant text in the article, or on separate page(s) at the end. Number tables consecutively in accordance with their appearance in the text and place any table notes below the table body. Be sparing in the use of tables and ensure that the data presented in them do not duplicate results described elsewhere in the article. Please avoid using vertical rules.

## References

#### Citation in text

The high visibility of research works among experts and professionals is guaranteed due to the online links of the literature references cited. In order to create links in the Index services (e.g., Scopus, CrossRef and PubMed), the information provided in the bibliography needs to be correct. Remember that incorrect data (surname, title, year of publication, page, etc.) could make it difficult to create links. If the References have been copied, they

could contain inadvertent errors. It is recommended to use the DOI (Digital Object Identifier). The DOI can be used to cite and create links to online articles when an article is *in print* and the full details of the reference are not yet known, although the article is available in its online version. A DOI does not change anything and can be used as a link to any online article. An example of a Reference using the DOI of an article that has not yet been published would be: "VanDecar J.C., Russo R.M., James D.E., Ambeh W.B., Franke M. (2003). Aseismic continuation of the Lesser Antilles slab beneath northeastern Venezuela. *Journal of Geophysical Research*, <https://doi.org/10.1029/2001JB000884>." The format of these bibliographic references must be the same as the rest of the references.

### **Web references**

As a minimum, the full URL should be given and the date when the reference was last accessed. Any further information, if known (DOI, author names, dates, reference to a source publication, etc.), should also be given. Web references can be listed separately (e.g., after the reference list) under a different heading if desired, or can be included in the reference list.

### **References in a special issue**

Please ensure that the words 'this issue' are added to any references in the list (and any citations in the text) to other articles in the same Special Issue.

### **Reference Style**

**Text:** References in the text must follow the style of references used by the American Psychological Association. Consult the Publication Manual of the American Psychological Association, Seventh Edition, ISBN 978-1-4338-3215-4; copies of the Manual may be requested online or from APA Order Dept., P.O.B. 2710, Hyattsville, MD 20784, USA, and also from APA, 3 Henrietta Street, London, WC3E 8LU, UK.

**List:** The references must first be presented in alphabetic order and then chronologically, if necessary. If there is more than one reference from the same author in the same year, these must be identified by the letter "a", "b", "c", etc., after the year of publication.

### **Examples:**

#### **Journal References:**

Van der Geer, J., Hanraads, J. A. J., & Lupton, R. A. (2010). The art of writing a scientific article. *Journal of Scientific Communications*, 163, 51–59.

#### **Book References:**

Strunk, W., Jr., & White, E. B. (2000). *The elements of style*. (4th ed.). Longman.

#### **References to a chapter in a published book:**

Mettam, G. R., & Adams, L. B. (2009). How to prepare an electronic version of your article. In B. S. Jones, & R. Z. Smith (Eds.), *Introduction to the electronic age* (pp. 281–304). E-Publishing Inc.

### **Web page references:**

Cancer Research UK. *Cancer statistics reports for the UK*. (2003). <http://www.cancerresearchuk.org/aboutcancer/statistics/cancerstatsreport/> Accessed 13.03.03.

### **Supplementary material**

Elsevier accepts electronic supplementary material to support and enhance your scientific research. Supplementary files offer the author additional possibilities to publish supporting applications, high-resolution images, background datasets, sound clips and more. Supplementary files supplied will be published online alongside the electronic version of your article in Elsevier Web products, including ScienceDirect: <http://www.sciencedirect.com>.

In order to ensure that your submitted material is directly usable, please provide the data in one of our recommended file formats. Authors should submit the material in electronic format together with the article and supply a concise and descriptive caption for each file.

For more detailed instructions please visit our artwork instruction pages at <http://www.elsevier.com/artworkinstructions>.

### **Submission checklist**

The following list will be useful during the final checking of an article prior to sending it to the journal for review. Please consult this Guide for Authors for further details of any item.

#### **Ensure that the following items are present:**

- One author has been designated as the corresponding author with contact details: E-mail address, Full postal address.
- All necessary files have been uploaded, and contain: Keywords, all figure captions, all tables (including title, description, footnotes).
- Manuscript has been 'spell-checked' and 'grammar-checked'.
- References are in the correct format for this journal.
- All references mentioned in the Reference list are cited in the text, and vice versa.
- Permission has been obtained for use of copyrighted material from other sources (including the Internet).
- Printed version of figures (if applicable) in colour or black-and-white.
- Indicate clearly whether or not colour or black-and-white in print is required.

For any further information please visit our customer support site at <http://support.elsevier.com>.

## After acceptance

### Availability of the published article

This Journal publishes accepted articles online in their final *in print* version, in HTML and PDF format, and with an assigned DOI, which means that the article may be cited and appear in results searched by title, name of author and text of the article. When an article is published in an issue, the *in print* version disappears.

After the final acceptance of the article, the authors may send, within a period of one month, a version of the article in Castilian if it has initially been submitted in English. And if the article was submitted in Castilian, the second version should be in English.

### Proofs

One set of page proofs (as PDF files) will be sent by e-mail to the corresponding author (if we do not have an e-mail address then paper proofs will be sent by post) or, a link will be provided in the e-mail so that authors can download the files themselves. Elsevier now provides authors with PDF proofs which can be annotated; for this you will need to download Adobe Reader version 9 (or higher) available free from <http://get.adobe.com/reader>. Instructions on how to annotate PDF files will accompany the proofs (also given online). The exact system requirements are given at the Adobe site: <http://www.adobe.com/products/reader/tech-specs.html>.

If you do not wish to use the PDF annotations function, you may list the corrections (including replies to the Query Form) and return them to Elsevier in an e-mail. Please list your corrections quoting line number. If, for any reason, this is not possible, then mark the corrections and any other comments (including replies to the Query Form) on a

printout of your proof and return by fax, or scan the pages and e-mail, or by post. Please use this proof only for checking the typesetting, editing, completeness and correctness of the text, tables and figures. Significant changes to the article as accepted for publication will only be considered at this stage with permission from the Editor. We will do everything possible to get your article published quickly and accurately. It is important to ensure that all corrections are sent back to us in one communication: please check carefully before replying, as inclusion of any subsequent corrections cannot be guaranteed. Proofreading is solely your responsibility.

### Additional prints

At no cost, the author for correspondence will be sent a PDF file of the article by e-mail (the PDF is a version of the published article with a watermark; it includes a first page with the cover of the Journal and a statement on the terms of its use). For an additional cost, additional prints may be requested using the form that is sent when the article is accepted for publishing. The authors for correspondence, as well as the co-authors, can request additional copies at any time through the Elsevier Online Shop (<http://webshop.elsevier.com/myarticleservices/offprints>). Authors who wish printed copies of multiple articles can use the Elsevier service "Create Your Own Book" (<http://webshop.elsevier.com/myarticleservices/booklets>).

### Author inquiries

You can track your submitted article at <http://www.elsevier.com/track-submission>. You can track your accepted article at <http://www.elsevier.com/trackarticle>. You are also welcome to contact Customer Support via <http://support.elsevier.com>.



Original

## Teacher profiles based on burnout symptoms: Differences between educational stages and relationship with adaptive psychological functioning



Carlos Freire<sup>a</sup>, María del Mar Ferradás<sup>a,\*</sup>, Alba García-Bértoa<sup>a,b</sup>,  
José Carlos Núñez<sup>c,d</sup>, and Antonio Valle<sup>a</sup>

<sup>a</sup> Departamento de Psicología, Universidade da Coruña, A Coruña, Spain

<sup>b</sup> Colegio Franciscanas Sagrado Corazón, A Coruña, Spain

<sup>c</sup> Departamento de Psicología, Universidad de Oviedo, Oviedo, Spain

<sup>d</sup> Universidad Autónoma de Chile, Santiago, Chile

### ARTICLE INFO

#### Article history:

Received 25 April 2022

Accepted 13 July 2022

Available online 29 July 2022

#### Keywords:

Burnout

Profiles

Teachers

Flourishing

Psychological capital

Adaptive psychological functioning

### ABSTRACT

On the premise that burnout is a heterogeneous phenomenon in terms of the symptoms people experience, a growing number of studies in recent years have aimed to identify symptomatic profiles of burnout in teachers. The present study analyzes possible differences in the make-up of profiles of burnout symptoms in teachers working in initial and middle educational stages, as well as teachers working in both stages at the same time. It also seeks to determine whether those profiles differ in terms of adaptive psychological functioning (flourishing, self-efficacy, hope, optimism, and resilience). From a sample of 1,290 teachers ( $M_{age} = 43.04$ ,  $SD = 13.13$ , 73.7% women), two profiles were found (with and without burnout) in early and middle school teachers, and four profiles in teachers who work in both stages (three profiles of burnout symptoms). Those with profiles of burnout symptoms exhibited significantly poorer psychological functioning. These findings allow to identify those teachers who, due to their burnout symptoms, need priority attention in order to reinforce their positive organizational behavior.

© 2022 Published by Elsevier España, S.L.U. on behalf of Universidad de País Vasco.

### Perfiles docentes basados en su sintomatología de *burnout*: diferencias entre etapas educativas y relación con el funcionamiento psicológico adaptativo

### RESUMEN

Bajo la premisa de que el *burnout* constituye un fenómeno heterogéneo en la experimentación de sus síntomas, en los últimos años, un número creciente de trabajos se ha orientado hacia la identificación de perfiles sintomáticos de *burnout* en el profesorado. En el presente estudio, se analizan las diferencias en la conformación de los perfiles de síntomas de *burnout* en docentes de etapas educativas iniciales y medias, así como en docentes que simultanean ambas etapas. Asimismo, se analiza si los perfiles identificados difieren en su funcionamiento psicológico adaptativo (florencia, autoeficacia, esperanza, optimismo y resiliencia). A partir de una muestra de 1.290 docentes ( $M_{edad} = 43.04$ ,  $DT = 13.13$ , 73.7% mujeres), se identifican dos perfiles (con y sin *burnout*) en las etapas inicial y media, y cuatro perfiles (tres perfiles con sintomatología de *burnout*) en el profesorado que ejerce en ambas etapas. Los perfiles con síntomas de *burnout* evidencian un funcionamiento psicológico significativamente más pobre. Estos hallazgos permiten identificar al profesorado que, en virtud de su sintomatología de *burnout*, requieren una atención prioritaria en aras de potenciar su funcionamiento organizacional positivo.

© 2022 Publicado por Elsevier España, S.L.U. en nombre de Universidad de País Vasco.

#### Palabras clave:

Burnout

Perfiles

Profesorado

Florencia

Capital psicológico

Funcionamiento psicológico adaptativo

DOI of original article: <https://doi.org/10.1016/j.psicod.2022.07.001>

\* Corresponding author.

E-mail address: [mar.ferradas@udc.es](mailto:mar.ferradas@udc.es) (M.d.M. Ferradás).

## Introduction

Burnout in teachers is currently the subject of significant interest due to its high prevalence (García-Carmona et al., 2019) and its harmful impact on teachers' health (Esteras et al., 2019) and performance—e.g., lower organizational engagement (Hakanen et al., 2006), reduced self-efficacy (Skaalvik & Skaalvik, 2010), poorer quality of teaching (Pellerone et al., 2020), intentions to give up teaching (Madigan & Kim, 2021b). These consequences also affect students, and it is not surprising that teacher burnout is associated with greater conflict in the classroom (Aloe et al., 2014), lower levels of perceived support and intrinsic motivation (Shen et al., 2015), and worse academic performance (Madigan & Kim, 2021a). The Job Demands and Resources model (JD-R; Schaufeli & Taris, 2014) offers a broadly accepted explanatory framework of burnout in the teaching context (Granziera et al., 2021). According to the model, burnout is a syndrome that is the product of prolonged imbalance between the demands of the job and the personal and contextual resources to cope with those demands, progressively undermining physical and psychological health. In contrast, having sufficient resources would buffer the impact of job demands and boost adaptive functioning, encouraging teachers' engagement.

Burnout manifests through three symptoms: emotional exhaustion, depersonalization, and a lack of personal accomplishment (Maslach et al., 1996). Emotional exhaustion brings with it chronic fatigue and a lack of physical and mental energy to deal with day-to-day demands. Depersonalization is characterized by apathy and negative attitudes towards others in the workplace. A lack of personal accomplishment reflects the feelings of being unable to do significant or quality work. The three symptoms are relatively independent (Skaalvik & Skaalvik, 2010), and not everybody experiences all of them (García-Carmona et al., 2019). Given that, in recent years there has been a drive towards studying profiles of teacher burnout (Kalamara & Richardson, 2022; Pyhältö et al., 2021; Salmela-Aro et al., 2019), the assumption being that teachers could be differentiated quantitatively (high or low levels of burnout) and qualitatively (high scores in some symptoms, low in others) by how they experience the syndrome. Each profile is associated with different work-related and health related consequences, which means that identifying them would help in the design of more specific interventions (Leiter & Maslach, 2016).

Research has identified a range of different profiles, with teachers exhibiting high scores in the three burnout symptoms, in two, and in a single symptom. There are various reasons for this inconsistency. Some studies have looked at profiles only made up of the three burnout symptoms (Kalamara & Richardson, 2022; Martínez et al., 2020). Others, however, have included inadequate teacher-student interaction (Pyhältö et al., 2021), absence of enthusiasm for the job, or guilt (Guidetti et al., 2018) as manifestations of the syndrome. Moreover, some studies have examined the symptom profiles of burnout in secondary school teachers (Kalamara & Richardson, 2022; Martínez et al., 2020) or infant and primary school teachers (Herman et al., 2018), while others have looked at primary and secondary school teachers together (Guidetti et al., 2018; Pyhältö et al., 2021). This is no small issue, as teacher burnout seems to be related to the specific demands of the job in each educational stage. In earlier educational stages, burnout is related to workload, time pressures, and disruptive student behavior (Rajendran et al., 2020; Skaalvik & Skaalvik, 2017). In secondary education, there is a greater impact of loss of social status, a mismatch with organizational values, and poor student motivation (Buunk et al., 2007; Skaalvik & Skaalvik, 2017). However, some teachers work in different educational stages at the same time, teaching different student groups. This makes it hard to develop deep links with the students, increasing the risk of burnout

(Pellerone et al., 2020; Pietarinen et al., 2013; Saloviita & Pakarinen, 2021).

## The present study

Based on the studies reviewed, the educational stage may be a differential factor in the make-up of teacher profiles of burnout symptoms. Hence, the primary objective of the present study was to identify these profiles in teachers working in the initial educational stages (infants and primary school) and the middle stages (compulsory secondary education and *Bachillerato* [optional higher secondary education]), as well as those working in both stages at the same time. Despite the novel nature of the study, we hypothesized more accentuated burnout profiles in the middle stages (high and moderate levels in the three symptoms). In addition, we hypothesized qualitatively more varied profiles (high levels in one, two, or three burnout dimensions) in teachers working in both stages simultaneously.

The second objective was to examine whether the profiles differed in terms of adaptive psychological functioning. The emphasis on positive teacher functioning comes from the growth in positive organizational psychology, on the premise that mental wellbeing is key to effective, productive workplaces (Di Fabio, 2017). Psychological capital and flourishing are considered exemplars of adaptive organizational functioning (Luthans et al., 2015; Zwetsloot & Pot, 2004). Psychological capital is a state of positive psychological development characterized by high levels of self-efficacy, optimism, hope, and resilience (Luthans et al., 2015). These four attributes encourage teacher engagement, motivation, performance, and wellbeing (Vizoso-Gómez, 2020). Flourishing, conceptualized as a paradigm of living well (enjoyment, pleasures, satisfaction) and the full development of individual potential (Huppert & So, 2013), is associated with less intention to give up teaching, and better teacher performance and engagement with the job (Marais-Opperman et al., 2021; Redelinguys et al., 2019).

In line with the aforementioned JD-R model, teachers' adaptive psychological functioning is threatened by burnout. Hence one may expect that teacher profiles with the three burnout symptoms would show significantly lower levels of flourishing, self-efficacy, optimism, hope, and resilience than profiles without all three symptoms. We hypothesized that these differences would be even more striking, the lower the levels of burnout and the fewer symptoms in the identified profiles. The effects of sex and years of experience were controlled for in this study, given that men are more prone to depersonalization (Skaalvik & Skaalvik, 2017) and new teachers are more prone to burnout in general (Pyhältö et al., 2021).

## Method

### Participants

The study was performed in Galicia (Spain), in which there are 32,989 teachers teaching infant education (children aged 3–6), primary education (age 6–12), compulsory secondary education (age 12–16), and *Bachillerato* (age 16–18). A convenience sample of 1,294 teachers was selected from that population (3.92%). Four participants were excluded for not identifying which educational stage they taught. The final sample comprised 1,290 teachers (73.3% women;  $M_{age} = 43.04$ ,  $SD = 13.13$ ). The distribution by educational stage was as follows: initial ( $n = 398$ , 84.7% women); middle ( $n = 570$ , 67.2% women); both stages simultaneously ( $n = 322$ , 72% women). In terms of professional experience, six participants (0.47%) had less than one year's experience, 192 (14.88%) had between one and five years' experience, 126 (9.77%)

had between five and ten years', 361 (27.98%) had between 10 and 20 years', 381 (29.53%) had between 20 and 30 years', and 224 (17.37%) had more than 30 years' experience.

### Instruments

Burnout was measured using the Spanish validation (Seisdedos, 1997) of the *Maslach Burnout Inventory-Educators Survey* (MBI-ES; Maslach et al., 1996). This instrument measures three dimensions: *emotional exhaustion* (nine items), *depersonalization* (five items), and *personal accomplishment* (eight items). Responses are given on a Likert-type scale between 0 (Never) and 6 (Every day). The reliability and validity coefficients in this study were: *emotional exhaustion* ( $\alpha = .903$ ;  $\omega = .906$ , 95% CI [.898, .913]; CR = .906; AVE = .523); *depersonalization* ( $\alpha = .618$ ;  $\omega = .634$ , 95% CI [.603, .664]; CR = .633; AVE = .393); *personal accomplishment* ( $\alpha = .832$ ;  $\omega = .831$ , 95% CI [.817, .845]; CR = .832; AVE = .510).

*Psychological capital* was measured using the *CapPsi Scale* (Omar et al., 2014), via its Spanish validation (García-Bértoa et al., 2019). This assesses the four indicators of psychological capital (self-efficacy, hope, optimism, and resilience; four items each), scored on a Likert-type scale between 1 (strongly disagree) and 5 (strongly agree). The dimensions gave the following coefficients for reliability and validity in the present study: *self-efficacy* ( $\alpha = .813$ ;  $\omega = .815$ , 95% CI [.799, .832]; CR = .820; AVE = .538); *hope* ( $\alpha = .844$ ;  $\omega = .844$ , 95% CI [.830, .858]; CR = .853; AVE = .594); *optimism* ( $\alpha = .703$ ;  $\omega = .712$ , 95% CI [.687, .737]; CR = .767; AVE = .487); *resilience* ( $\alpha = .670$ ;  $\omega = .671$ , 95% CI [.642, .699]; CR = .702; AVE = .451).

*Flourishing* was measured using the Spanish validation (Pozo et al., 2016) of the *Flourishing Scale* (Diener et al., 2010). This has eight items, scored on a Likert-type scale from 1 (completely disagree) to 5 (completely agree). The coefficients of reliability and validity for the instrument in the present study were:  $\alpha = .878$ ;  $\omega = .880$ , 95% CI [.871, .890]; CR = .880; AVE = .501.

### Procedure

Contact was first made by email with all of the schools registered on the Galician regional government website as teaching initial and middle educational stages. The email indicated the objectives of the study and the terms of participation (voluntary, anonymous, confidential), and asked the schools to forward the information to their teachers. It also included a link to an online form containing all of the items from the measuring instruments, the instructions for completing them, and a document for informed consent, in conformance with the ethical guidelines in the Declaration of Helsinki and from the University of A Coruña (code 27/02/2019). There was no time limit for completing the form, which took, on average, around nine minutes.

### Data analysis

The validity and reliability of the measuring instruments were determined using Cronbach's  $\alpha$ , McDonald's  $\omega$ , Composite Reliability (CR), and Average Variance Extracted (AVE) coefficients. In general, values of  $\alpha$ ,  $\omega$ , and CR above .70 and values of AVE above .50 are suggested to be adequate (Hair et al., 2011; Kalkbrenner, 2021).

The participant sample was subdivided into three subsamples: initial, middle, and both educational stages. The preliminary analysis consisted of calculating descriptive statistics (mean, standard deviation, asymmetry and kurtosis) for the variables and their (Pearson) correlations. The teacher profiles were determined via latent profile analysis (LPA). This is a statistical technique from the person-centered approach framework, which assumes the existence of latent population subgroups that are internally similar

with respect to a set of observable variables, differentiated from other subgroups (Ferguson et al., 2020). Compared to other techniques that follow a similar approach (e.g., cluster analysis), LPA gives a more accurate classification system, based on a probabilistic method for identifying the optimal model of groups (profiles) from various parameters of fit. The participants are assigned to each group based on the criteria of the probability of them belonging to that group (Aflaki et al., 2022).

The following criteria were used to select the optimal number of profiles: (Nylund-Gibson & Choi, 2018): fit indicators (Akaike Information Criterion, AIC; Schwarz Bayesian Information Criterion, BIC; BIC Adjusted for the Sample Size, SSA-BIC; Vuong–Lo–Mendell–Rubin Likelihood Ratio Test, VLMRT; and the Lo–Mendell–Rubin Likelihood Ratio Test of Model Fit, LMR), entropy, a posteriori probability coefficients, parsimony, and conceptual consistency of the groups identified. In addition, differences between the profiles in the burnout dimensions were calculated. Solutions with the lowest values of AIC, BIC, and SSA-BIC indicate the best fit, but the fundamental criteria are achieving significant values ( $p \leq .05$ ) for VLMRT and LMR. In addition, values of entropy  $> .80$  and a posteriori probability coefficients  $> .70$  indicate adequate model accuracy when classifying each case in a given profile.

In each subsample, the differences between the profiles in indicators of adaptive functioning (*flourishing*, *self-efficacy*, *hope*, *optimism*, and *resilience*) were calculated using MANCOVA. Sex and years of teaching experience were taken as covariables. The effect size was determined using the partial eta squared statistic and  $d$  statistic (Cohen, 1988): null effect ( $\eta_p^2 < 0.01$ ,  $d \leq 0.09$ ); small ( $\eta_p^2 = 0.01–0.058$ ,  $d = 0.10–0.49$ ); moderate ( $\eta_p^2 = 0.059–0.137$ ,  $d = 0.50–0.79$ ); large ( $\eta_p^2 \geq 0.138$ ,  $d \geq 0.80$ ). The LPA was performed using MPlus 8.5 software (Muthén & Muthén, 1998–2020), the other analyses were performed using SPSS 26.0 (IBM Corp, 2019).

## Results

### Preliminary analysis

The results of the descriptive and correlational analysis for the three subsamples are shown in Table 1 (initial stage), Table 2 (middle stage), and Table 3 (both stages). The burnout dimensions were negatively correlated in the three subsamples with the indicators of *psychological capital* and with *flourishing* ( $p \leq .001$ , in each case). There was an exception in the subsample of teachers working in both educational stages, in which *depersonalization* and *self-efficacy* were not significantly correlated ( $r = -.10$ ,  $p = .08$ ).

### Profiles of burnout symptoms in initial education stages

The fit of various models was assessed (Table 4) and the analysis was stopped at the three-profile solution based on two criteria: (a) although the values of AIC, BIC, and SSA-BIC were slightly lower in the three-profile model than the two-profile model, the non-significant values of VLMRT ( $p = .18$ ) and LMR ( $p = .19$ ) in the three-profile model indicated that this model did not have a better fit than the model with two profiles; (b) the value for entropy in the two-profile model (.874) was clearly better than the three-profile model (.742). The a posteriori probability coefficients in the two-profile model were close to 100% (.976 and .915). In addition, the differences between the two profiles in the burnout dimensions were significant: *emotional exhaustion*,  $t(396) = -8.352$ ,  $p < .001$ ,  $d = 1.20$ ; *depersonalization*,  $t(396) = -27.762$ ,  $p < .001$ ,  $d = 1.60$ ; *personal accomplishment*,  $t(396) = 6.164$ ,  $p < .001$ ,  $d = 0.65$ . The effect was large for the first two dimensions, and moderate in *personal accomplishment*.

**Table 1**Descriptive statistics and correlations in the subsample of teachers working in initial stages of education ( $n = 398$ )

	1	2	3	4	5	6	7	8
1. EME	–							
2. DEP	.38**	–						
3. PAC	–.39**	–.32**	–					
4. SEF	–.35**	–.18**	.53**	–				
5. HOP	–.37**	–.24**	.61**	.54**	–			
6. OPT	–.37**	–.20**	.60**	.52**	.71**	–		
7. RES	–.30**	–.19**	.53**	.61**	.41**	.47**	–	
8. FLO	–.37**	–.31**	.53**	.51**	.53**	.54**	.50**	–
<i>M</i>	2.16	0.68	4.66	3.81	4.26	4.44	4.08	4.30
<i>SD</i>	1.20	0.76	0.81	0.63	0.64	0.61	0.54	0.58
<i>Asymmetry</i>	0.68	1.38	–0.60	–0.45	–0.93	–1.00	–0.47	–1.14
<i>Kurtosis</i>	0.08	1.59	0.42	0.66	0.98	0.55	0.27	2.64

Note. EME = Emotional Exhaustion; DEP = Depersonalization; PAC = Personal Accomplishment; SEF = Self-efficacy; HOP = Hope; OPT = Optimism; RES = Resilience; FLO = Flourishing; \*\* $p < .001$ .

**Table 2**Descriptive statistics and correlations in the subsample of teachers working in middle stages of education ( $n = 570$ )

	1	2	3	4	5	6	7	8
1. EME	–							
2. DEP	.43**	–						
3. PAC	–.47**	–.43**	–					
4. SEF	–.32**	–.26**	.55**	–				
5. HOP	–.43**	–.28**	.56**	.51**	–			
6. OPT	–.40**	–.37**	.56**	.57**	.66**	–		
7. RES	–.31**	–.31**	.54**	.68**	.35**	.51**	–	
8. FLO	–.39**	–.40**	.54**	.52**	.58**	.62**	.48**	–
<i>M</i>	2.48	1.08	4.21	3.74	3.92	4.25	4.03	4.16
<i>SD</i>	1.31	0.99	0.90	0.65	0.86	0.69	0.55	0.60
<i>Asymmetry</i>	0.42	1.32	–0.44	–0.53	–0.92	–0.97	–0.54	–1.02
<i>Kurtosis</i>	–0.50	2.10	0.37	0.85	0.54	1.09	0.56	1.93

Note. EME = Emotional Exhaustion; DEP = Depersonalization; PAC = Personal Accomplishment; SEF = Self-efficacy; HOP = Hope; OPT = Optimism; RES = Resilience; FLO = Flourishing; \*\* $p < .001$ .

**Table 3**Descriptive statistics and correlations in the subsample of teachers working in both stages of education ( $n = 322$ )

	1	2	3	4	5	6	7	8
1. EME	–							
2. DEP	.40**	–						
3. PAC	–.35**	–.37**	–					
4. SEF	–.24**	–.10	.47**	–				
5. HOP	–.33**	–.21**	.60**	.49**	–			
6. OPT	–.32**	–.21**	.58**	.55**	.70**	–		
7. RES	–.34**	–.18**	.61**	.62**	.44**	.54**	–	
8. FLO	–.36**	–.23**	.52**	.51**	.54**	.63**	.53**	–
<i>M</i>	2.41	0.92	4.41	3.79	4.09	4.33	4.08	4.20
<i>SD</i>	1.33	0.89	0.89	0.62	0.76	0.68	0.59	0.58
<i>Asymmetry</i>	0.42	0.95	–0.31	–0.30	–0.89	–1.10	–0.64	–0.83
<i>Kurtosis</i>	–0.66	0.06	–0.43	0.37	0.91	1.01	0.85	0.84

Note. EME = Emotional Exhaustion; DEP = Depersonalization; PAC = Personal Accomplishment; SEF = Self-efficacy; HOP = Hope; OPT = Optimism; RES = Resilience; FLO = Flourishing; \*\* $p < .001$ .

**Table 4**

Indicators of fit and classification accuracy for each model

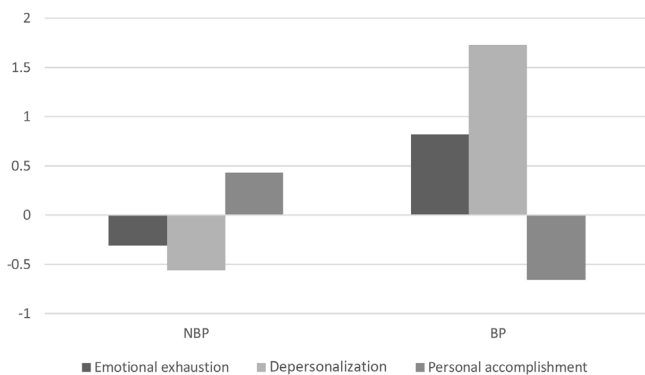
		AIC	BIC	SSA-BIC	VLMRT	LMR	Entropy
Initial stages	2 classes	2968.910	3008.775	2977.044	188.362*	180.812*	.874
	3 classes	2934.866	2990.676	2946.254	42.044	40.359	.742
Middle stages	2 classes	4789.290	4832.746	4801.000	275.041**	264.616**	.884
	3 classes	4703.930	4764.769	4720.325	93.360	89.821	.661
Both stages	2 classes	2661.465	2699.211	2667.492	155.911**	149.441**	.809
	3 classes	2609.594	2662.438	2618.032	59.871*	57.386*	.845
	4 classes	2575.259	2643.201	2586.107	42.335*	40.579*	.833
	5 classes	2553.508	2636.548	2566.767	29.751	28.517	.871

Note. AIC = Akaike Information Criterion; BIC = Schwarz Bayesian Information Criterion; SSA-BIC = BIC adjusted for the sample size; VLMRT = Vuong–Lo–Mendell–Rubin likelihood ratio test; LMR = Lo–Mendell–Rubin likelihood ratio test of model fit; \* $p < .01$ . \*\* $p < .001$ .

**Table 5**  
Description of the identified profiles

	Profiles	M	SE	Confidence intervals	
				Lower 5%	Upper 5%
Initial stages	<i>No burnout</i> (n = 326)				
	Emotional exhaustion	1.94 (–0.31)	0.06 (0.81)	1.84	2.05
	Depersonalization	0.40 (–0.56)	0.05 (0.45)	0.32	0.48
	Personal accomplishment	4.79 (0.43)	0.05 (0.84)	4.71	4.86
	<i>Burnout</i> (n = 72)				
	Emotional exhaustion	3.14 (0.82)	0.30 (1.13)	2.65	3.64
Middle stages	Depersonalization	1.94 (1.73)	0.13 (0.76)	1.73	2.15
	Personal accomplishment	4.12 (–0.66)	0.15 (1.02)	3.87	4.36
	<i>No burnout</i> (n = 507)				
	Emotional exhaustion	2.25 (–0.06)	0.07 (0.93)	2.14	2.36
	Depersonalization	0.82 (–0.08)	0.05 (0.75)	0.74	0.90
	Personal accomplishment	4.35 (–0.07)	0.05 (0.91)	4.27	4.42
	<i>Burnout</i> (n = 63)				
	Emotional exhaustion	4.05 (1.38)	0.24 (0.87)	3.66	4.44
	Depersonalization	2.89 (2.38)	0.25 (0.95)	2.48	3.30
	Personal accomplishment	3.19 (–1.33)	0.18 (1.04)	2.91	3.48
	<i>Moderate burnout</i> (n = 90)				
	Emotional exhaustion	2.57 (0.14)	0.18 (0.75)	2.28	2.86
Both stages	Depersonalization	1.41 (0.52)	0.12 (0.43)	1.22	1.61
	Personal accomplishment	3.96 (–0.44)	0.13 (0.95)	3.74	4.18
	<i>High burnout</i> (n = 44)				
	Emotional exhaustion	3.77 (1.11)	0.28 (0.71)	3.32	4.23
	Depersonalization	2.61 (1.88)	0.12 (0.50)	2.41	2.82
	Personal accomplishment	3.88 (–0.59)	0.16 (0.99)	3.62	4.14
	<i>No burnout</i> (n = 156)				
	Emotional exhaustion	1.58 (–0.63)	0.08 (0.62)	1.45	1.71
	Depersonalization	0.31 (–0.68)	0.05 (0.34)	0.22	0.39
	Personal accomplishment	4.80 (0.48)	0.07 (0.81)	4.69	4.92
	<i>High exhaustion</i> (n = 32)				
	Emotional exhaustion	4.33 (1.67)	0.19 (0.52)	4.00	4.63
	Depersonalization	0.43 (–0.57)	0.07 (0.36)	0.28	0.57
	Personal accomplishment	4.27 (–0.10)	0.17 (0.90)	3.99	4.54

Note. The figures in brackets are the normalized mean scores (z).

**Figure 1.** Graphical representation of teacher burnout symptom profiles (initial stages of education).

Note. NBP = No Burnout Profile; BP = Burnout Profile.

Table 5 and Figure 1 show that the first profile (n = 326, 81.91%) exhibited moderately low levels of *emotional exhaustion* and *depersonalization*, and moderately high levels of *personal accomplishment*. This group was labelled the *No Burnout Profile* (NBP). The second profile (n = 72, 18.09%) exhibited high levels of *emotional exhaustion* and *depersonalization*, and low levels of *personal accomplishment* and was labelled the *Burnout Profile* (BP).

#### Profiles of burnout symptoms in middle education stages

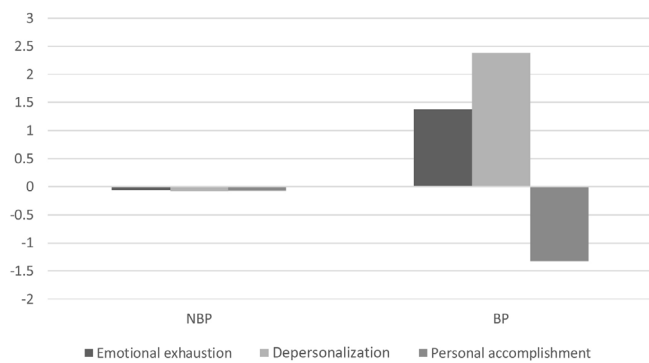
The values for VLMRT, LMR, and entropy (Table 4) indicated that the two-profile solution had a better fit than the three-profile solution. In addition, the a posteriori probability coefficients were close to 100% (.974 and .928). The differences between the two

profiles were large and significant in the three burnout dimensions: *emotional exhaustion*,  $t(568) = -11.643$ ,  $p < .001$ ,  $d = 1.84$ ; *depersonalization*,  $t(568) = -23.943$ ,  $p < .001$ ,  $d = 2.24$ ; *personal accomplishment*,  $t(568) = 10.138$ ,  $p < .001$ ,  $d = 1.25$ . The scores from the two profiles (Table 5; Figure 2) show a first group (n = 507, 88.95%) with very moderate scores (around zero when normalized) in the three burnout dimensions, which suggests a *No Burnout Profile* (NBP). The second group (n = 63; 11.05%) exhibited high scores in *emotional exhaustion* and *depersonalization*, and low scores in *personal accomplishment*, and was labelled *Burnout Profile* (BP).

#### Profiles of burnout symptoms in teachers working in both educational stages

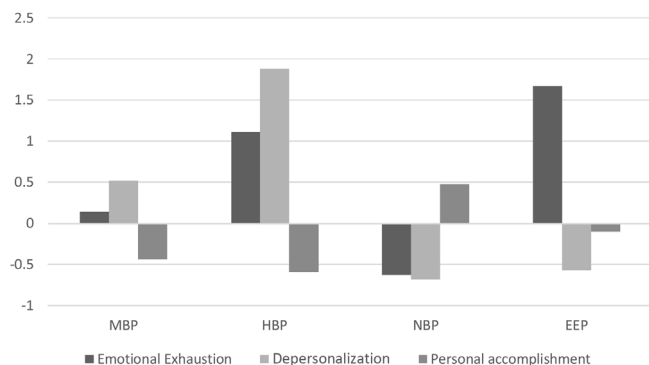
The non-significant values for VLMRT ( $p = .15$ ) and LMR ( $p = .16$ ) in the five-profile model indicated that this solution had a worse fit than the model with four profiles (see Table 4). In addition, there were two almost identical groups in the five-profile model, indicating that the four-profile solution was more parsimonious. Three other indicators confirmed the suitability of the four-profile model: (a) a high entropy value (.833); (b) a posteriori probability coefficients above 80% (.888, .937, .933 and .824); (c) (large) significant differences between the four profiles in the burnout dimensions: *emotional exhaustion*,  $F(3, 318) = 156.637$ ,  $p < .001$ ,  $\eta_p^2 = .596$ ; *depersonalization*,  $F(3, 318) = 566.048$ ,  $p < .001$ ,  $\eta_p^2 = .842$ ; *personal accomplishment*,  $F(3, 318) = 29.218$ ,  $p < .001$ ,  $\eta_p^2 = .216$ .

Looking at the scores (Table 5, Figure 3), the four profiles were as follows: a first group (n = 90, 27.95%) with moderately high levels of *emotional exhaustion* and *depersonalization*, and moderately low levels of *personal accomplishment* (*Moderate Burnout Profile*, MPB). A second group (n = 44, 13.66%) with similar characteris-



**Figure 2.** Graphical representation of teacher burnout symptom profiles (middle stages of education).

Note: NBP = No Burnout Profile; BP = Burnout Profile.



**Figure 3.** Graphical representation of teacher burnout symptom profiles (teachers working in initial and middle educational stages at the same time).

Note: MBP = Moderate Burnout Profile; HBP = High Burnout Profile; NBP = No Burnout Profile; EEP = Emotional Exhaustion Profile.

tics but more extreme levels (*High Burnout Profile*, HBP). The third group ( $n = 156$ , 48.45%) exhibited low levels of *emotional exhaustion* and *depersonalization*, and moderately high levels of *personal accomplishment* (*No Burnout Profile*, NBP). The fourth group ( $n = 32$ , 9.94%) exhibited high levels of *emotional exhaustion*, but low levels of *depersonalization* and moderately low levels of *personal accomplishment* (*Emotional Exhaustion Profile*, EEP).

#### Differences between the profiles in adaptive psychological functioning

In the initial educational stages (Table 6), the NBP teachers had significantly higher scores than BP teachers in the five indicators of adaptive psychological functioning: *flourishing*,  $F(396) = 42.750$ ,  $p < .001$ ,  $\eta_p^2 = .098$ ; *self-efficacy*,  $F(396) = 11.866$ ,  $p \leq .001$ ,  $\eta_p^2 = .029$ ; *hope*,  $F(396) = 25.360$ ,  $p < .001$ ,  $\eta_p^2 = .060$ ; *optimism*,  $F(396) = 18.006$ ,  $p < .001$ ,  $\eta_p^2 = .044$ ; *resilience*,  $F(396) = 9.807$ ,  $p = .002$ ,  $\eta_p^2 = .024$ . The effect sizes were moderate in *flourishing* and *hope*, and small in the other dimensions. In terms of the covariables, *years of experience* demonstrated a significant effect, which was small in *flourishing*,  $F(3, 394) = 6.145$ ,  $p = .014$ ,  $\eta_p^2 = .015$ ; *self-efficacy*,  $F(3, 394) = 3.995$ ,  $p = .046$ ,  $\eta_p^2 = .010$ ; and *hope*,  $F(3, 394) = 9.603$ ,  $p = .002$ ,  $\eta_p^2 = .024$ , with higher scores the more experienced the teacher. The effect of sex was not significant.

In the middle stages (Table 6), the NBP teachers had significantly higher scores in the five indicators of adaptive psychological functioning: *flourishing*,  $F(568) = 76.795$ ,  $p < .001$ ,  $\eta_p^2 = .119$ ; *self-efficacy*,  $F(568) = 40.202$ ,  $p < .001$ ,  $\eta_p^2 = .066$ ; *hope*,  $F(568) = 48.476$ ,  $p < .001$ ,  $\eta_p^2 = .079$ ; *optimism*,  $F(568) = 57.583$ ,  $p < .001$ ,  $\eta_p^2 = .092$ ; and *resilience*,  $F(568) = 55.980$ ,  $p < .001$ ,  $\eta_p^2 = .090$ . The size of the

effect was moderate in each case. With regard to the covariables, there was a significant effect of *years of experience* in *resilience*,  $F(4, 565) = 7.446$ ,  $p = .007$ ,  $\eta_p^2 = .013$  and *hope*,  $F(4, 565) = 35.912$ ,  $p < .001$ ,  $\eta_p^2 = .060$ , with a small and moderate effect, respectively. For *resilience*, there were higher scores the more experienced the teachers, for *hope*, there was the opposite pattern. Sex also demonstrated a small, significant effect in *resilience*,  $F(568) = 4.525$ ,  $p = .034$ ,  $\eta_p^2 = .008$ ; *hope*,  $F(568) = 6.599$ ,  $p = .010$ ,  $\eta_p^2 = .012$ ; and *self-efficacy*,  $F(568) = 4.815$ ,  $p = .029$ ,  $\eta_p^2 = .008$ . Men scored higher in *resilience* and *self-efficacy*, women scored higher in *hope*. There were significant differences between the profiles of teachers working in both educational stages in the five variables of adaptive functioning: *flourishing*,  $F(3, 318) = 13.369$ ,  $p < .001$ ,  $\eta_p^2 = .113$ ; *self-efficacy*,  $F(3, 318) = 4.567$ ,  $p = .004$ ,  $\eta_p^2 = .042$ ; *hope*,  $F(3, 318) = 12.540$ ,  $p < .001$ ,  $\eta_p^2 = .106$ ; *optimism*,  $F(3, 318) = 10.260$ ,  $p < .001$ ,  $\eta_p^2 = .089$ ; *resilience*,  $F(3, 318) = 11.597$ ,  $p < .001$ ,  $\eta_p^2 = .099$ . The effect size was moderate in each case, except for *self-efficacy*, where it was small.

As Table 6 shows, the NBP teachers had higher scores in the five variables. In *flourishing*, the NBP teachers exhibited moderate differences from the MBP group ( $d = 0.61$ , 95% CI [0.35–0.88]), and large differences with the EEP ( $d = 0.80$ , 95% CI [0.41–1.18]) and HBP ( $d = 0.86$ , 95% CI [0.52–1.21]) groups. There were similar results in *hope*, with moderate differences between the NBP and MBP profiles ( $d = 0.57$ , 95% CI [0.31–0.83]), and large differences between NBP and the EEP ( $d = 0.84$ , 95% CI [0.45–1.23]) and HBP ( $d = 0.84$ , 95% CI [0.49–1.18]) profiles. In *optimism* and *resilience*, there were moderate differences between the NBP profile and the two groups with burnout: *optimism*, NBP-MBP ( $d = 0.62$ , 95% CI [0.36–0.89]), NBP-HBP ( $d = 0.63$ , 95% CI [0.37–0.90]); *resilience*, NBP-MBP ( $d = 0.69$ , 95% CI [0.35–1.03]), NBP-HBP ( $d = 0.62$ , 95% CI [0.28–0.96]). The differences between the NBP and EEP profiles were large in *resilience* ( $d = 0.86$ , 95% CI [0.47–1.25]) and moderate in *optimism* ( $d = 0.77$ , 95% CI [0.38–1.16]). In *self-efficacy*, the differences between the NBP profile and the others were only significant for the MBP and EEP profiles. The differences were small in the first case ( $d = 0.43$ , 95% CI [0.16–0.69]), and moderate for EEP ( $d = 0.53$ , 95% CI [0.15–0.92]). The differences between the MPB, HBP, and EEP profiles were not significant.

With regard to the covariables, there was a small significant effect for *years of experience* on *resilience*,  $F(4, 317) = 4.343$ ,  $p = .038$ ,  $\eta_p^2 = .014$ ; and *hope*,  $F(4, 317) = 9.720$ ,  $p = .002$ ,  $\eta_p^2 = .030$ . There was a progressive increase in *resilience* as teachers had more *years of experience*, with the opposite pattern for *hope*. There was a small, significant effect for sex on *hope*,  $F(320) = 5.302$ ,  $p = .022$ ,  $\eta_p^2 = .017$ , with women scoring higher.

#### Discussion

The results indicate that the teachers' profiles of burnout symptoms differ to some extent according to the educational stages they teach in, although not exactly in line with our hypothesis. For teachers in initial and middle stages of education, we identified one profile with three burnout symptoms (BP). Based on the JD-R model, those with this profile would lack the personal and contextual resources to deal with job demands, which would lead them to feeling burnt out at work. This profile has also been identified in previous studies in both educational stages (Herman et al., 2018; Martínez et al., 2020), which seems to confirm teacher burnout as a global phenomenon (García-Arroyo et al., 2019). In the present study, the percentage of teachers making up the BP group was higher in the initial educational stages (18%) than in the middle stages (11%) ( $z = 3.11$ ,  $p < .01$ ). Although there is still some discussion about which of the stages exhibits greater prevalence of burnout (e.g., Kim et al., 2019; Saloviita & Pakarinen, 2021), this

**Table 6**

Means and standard deviations in adaptive psychological functioning according to the teacher burnout symptom profiles

Profiles		Indicators of adaptive psychological functioning				
		<i>Flourishing</i>	<i>Self-efficacy</i>	<i>Hope</i>	<i>Optimism</i>	<i>Resilience</i>
Initial stages	NBP	4.38 (0.54)	3.85 (0.62)	4.33 (0.60)	4.50 (0.57)	4.12 (0.52)
	BP	3.92 (0.64)	3.59 (0.62)	3.94 (0.71)	4.18 (0.68)	3.90 (0.57)
Middle stages	NBP	4.23 (0.54)	3.80 (0.61)	4.01 (0.79)	4.33 (0.63)	4.08 (0.52)
	BP	3.55 (0.74)	3.29 (0.74)	3.21 (1.03)	3.63 (0.86)	3.58 (0.63)
	MBP	4.09 (0.51)	3.66 (0.62)	3.96 (0.72)	4.16 (0.68)	3.93 (0.57)
Both stages	HBP	3.93 (0.68)	3.73 (0.67)	3.78 (0.78)	4.11 (0.81)	3.93 (0.70)
	NBP	4.40 (0.50)	3.92 (0.59)	4.33 (0.66)	4.53 (0.54)	4.27 (0.50)
	EEP	3.97 (0.66)	3.60 (0.64)	3.74 (1.02)	4.07 (0.85)	3.82 (0.59)

Note. MBP = Moderate Burnout profile; HBP = High Burnout Profile; NBP = No-Burnout Profile; EEP = Emotional Exhaustion Profile. Standard deviations are given in parentheses.

finding may be explained by the work-related demands specifically associated with the syndrome in each stage. In this regard, other studies (Kokkinos, 2007; Skaalvik & Skaalvik, 2017) have noted excessive workload, time pressures, and disruptive student behavior as the most important predictors of teacher burnout, factors that seem to have a greater impact in the initial stages of education (Rajendran et al., 2020; Skaalvik & Skaalvik, 2017).

Three profiles of burnout symptoms were identified in teachers working in both educational stages simultaneously. Two of those profiles included the three indicators of the syndrome, at high (HBP) or moderate (MBP) levels, while the third profile (EEP) highlighted emotional exhaustion. Although, a priori, the relationship between EEP and burnout was weaker than the relationship for the other two profiles, high scores in a single burnout dimension may indicate a transitional state on the way to developing the syndrome (Maslach & Leiter, 2008). In fact, emotional exhaustion is often a gateway to the other symptoms (Leiter & Maslach, 2016). Given that, the EEP group should also be given priority for attention. Although we do not have prior studies which have examined the makeup of profiles based on the three burnout symptoms in teachers working in both educational stages at the same time, there are various reasons that may explain the greater presence of symptoms in this group. On the one hand, teaching both stages involves dealing with more groups and school years, making it harder to develop significant relationships with students (Pietarinen et al., 2013). Distant student-teacher relationships have been associated with experiencing burnout (Pellerone et al., 2020; Saloviita & Pakarinen, 2021). In addition, these teachers have to deal with the specific contextual factors related to burnout in each stage—e.g., excessive workload and disruptive students in initial stages, and low student motivation in middle stages (Buunk et al., 2007; Rajendran et al., 2020; Skaalvik & Skaalvik, 2017). This high volume of demands, in the absence of resources to deal with them, as the JD-R model outlines, would precipitate burnout.

In addition to the profiles linked to the syndrome, a profile without burnout symptoms (NBP) was identified in the three subsamples (initial, middle, and both stages). In line with other studies that have reported similar profiles (e.g., Kalamara & Richardson, 2022; Salmela-Aro et al., 2019), these are teachers who are highly engaged with their work. This engagement may be related to greater availability of personal resources, which allow them to buffer the impact of job demands and boost high performance (Granziera et al., 2021). In fact, this asymptomatic teacher profile is associated with resources such as resilience (Salmela-Aro et al., 2019), self-efficacy (Herman et al., 2018), self-esteem (Méndez et al., 2020) and enthusiasm (Guidetti et al., 2018). Although this characterization fits the NBP groups identified in teachers in initial educational stages and those working in both stages, the NBP group in the middle stages may be slightly different. That profile does not exhibit emotional exhaustion or depersonalization, but nor does it exhibit personal accomplishment. This seems consistent with the profile of engaged-burnout identified by Salmela-Aro

et al. (2019), made up of engaged teachers with some early burnout symptoms. These teachers may have fewer personal resources for dealing with job demands, as other studies that identified similar profiles have also indicated (Méndez et al., 2020; Salmela-Aro et al., 2019), and are more vulnerable to burnout. Future studies should therefore examine the long-term progression of the NBP in middle educational stages to determine exposure to the syndrome.

In terms of the adaptive psychological functioning in each of the identified profiles, both in initial and middle educational stages, the BP groups exhibited significantly lower levels of flourishing, self-efficacy, hope, optimism, and resilience than their asymptomatic colleagues (NBP). There was a similar pattern in teachers working in both stages together. The three symptomatic burnout profiles (MBP, HBP, and EEP) presented significantly poorer psychological functioning than the NBP (with the exception of a lack of difference in self-efficacy between the NBP and HBP groups). It is perhaps a surprise that the lowest levels of psychological capital and flourishing were in the EEP group. This might be explained by their high levels of emotional exhaustion (notably higher than the MBP and HBP groups), if one considers that dimension to be at the core of burnout (Skaalvik & Skaalvik, 2020).

These findings have important psycho-educational implications. Assuming that the relationship between demands-resources and burnout is reciprocal (Schaufeli & Taris, 2014), flourishing and psychological capital may be adaptive resources in the face of teacher burnout, as other studies have suggested (Marais-Opperman et al., 2021; Vizoso-Gómez, 2020). This conclusion is also consistent with studies that, based on the JD-R model, report an inverse relationship between personal resources and teacher burnout (Corso-de-Zúñiga et al., 2020; Dicke et al., 2018). There have been recent initiatives promoting psychological capital (Kalman & Summak, 2017) and teacher flourishing through the development of positive learning contexts (Owen, 2016) and training in emotional skills (Mérida-López & Extremera, 2020) in which teachers have gained renewed passion and engagement with their work. The results of our study suggest that interventions aimed at developing flourishing and psychological capital may be particularly effective in teachers who, according to their burnout symptom profiles, need priority attention. These interventions may be more beneficial if flourishing and psychological capital are worked on together, taking advantage of the synergy between resources (Galindo-Domínguez et al., 2020).

This study does have some limitations. The design does not allow causality to be established between the teacher burnout symptom profiles and adaptive psychological functioning. In addition, although the sample was large, the sampling procedure does not guarantee that it was representative of the population. Another limitation is the AVE coefficients for some subscales, which, while close, did not reach the criteria of .50. This was particularly so in the MBI *depersonalization* dimension, whose psychometric properties have been questioned in multiple studies with non-English-speaking samples (Olivares & Gil-Monte, 2009).

Future studies could confirm the validity of the conclusions from the present study using other instruments (e.g., *Cuestionario para la Evaluación del Síndrome de Quemarse por el Trabajo*, CESQT; Gil-Monte, 2019). Other studies may also consider the influence of variables such as school type (private/public) and setting (urban/rural) or class sizes. Another potential line of research may be the relationship between teacher burnout profiles and personality traits, given the weight of this variable in explaining the syndrome (Kim et al., 2019).

## Conclusions

This study contributes to the characterization of profiles of teachers with burnout symptoms in initial and middle educational stages, as well as teachers working in both stages at the same time. It shows that all of the symptomatic profiles exhibit worse adaptive psychological functioning than asymptomatic teachers, meaning they need priority psycho-educational attention. On a more positive note, the study confirms that in all educational stages, there were teachers who were not affected by burnout who had high levels of self-efficacy, optimism, resilience, and flourishing. These indicators may be effective resources for mitigating the effect of job demands and boosting teacher engagement.

## Acknowledgements

The authors would like to thank all of the teachers who volunteered to participate in this study. This work was partially funded by the European Regional Development Funds (European Union and Principality of Asturias) through the Science, Technology and Innovation Plan [FC-GRUPIN-IDI/2018/000199] and Ministry of Sciences and Innovation I+D+i [project reference PID2019- 107201GB-I00].

## References

- Aflaki, K., Vigod, S., & Ray, J. G. (2022). Part I: A friendly introduction to latent class analysis. *Journal of Clinical Epidemiology*, *https://doi.org/10.1016/j.jclinepi.2022.05.008*. Advance online publication
- Aloe, A. M., Amo, L. C., & Shanahan, M. E. (2014). Classroom management self-efficacy and burnout: A multivariate meta-analysis. *Educational Psychology Review*, *26*, 101–126. <https://doi.org/10.1007/s10648-013-9244-0>
- Buunk, A., Peiró, J., Rodríguez, I., & Bravo, M. (2007). A loss of status and a sense of defeat: An evolutionary perspective on professional burnout. *European Journal of Personality*, *21*(4), 471–485. <https://doi.org/10.1002/per.627>
- Cohen, J. (1988). *Statistical power analysis for the behavioral sciences*. Routledge. <https://doi.org/10.4324/9780203771587>
- Corso-de-Zúñiga, S., Moreno-Jiménez, B., Garrosa, E., Blanco-Donoso, L. M., & Carmona-Cobo, I. (2020). Personal resources and personal vulnerability factors at work: An application of the job demands-resources model among teachers at private schools in Peru. *Current Psychology*, *39*, 325–336. <https://doi.org/10.1007/s12144-017-9766-6>
- Di Fabio, A. (2017). Positive healthy organizations: Promoting well-being, meaningfulness, and sustainability in organizations. *Frontiers in Psychology*, *8*, 1938. <https://doi.org/10.3389/fpsyg.2017.01938>
- Dicke, T., Stebner, F., Linninger, C., Kunter, M., & Leutner, D. (2018). A longitudinal study of teachers' occupational well-being: Applying the job demands-resources model. *Journal of Occupational Health Psychology*, *23*(2), 262–277. <https://doi.org/10.1037/ocp0000070>
- Diener, E., Wirtz, D., Tov, W., Kim-Prieto, C., Choi, D., Oishi, S., & Biswas-Diener, R. (2010). New well-being measures: Short scales to assess flourishing and positive and negative feelings. *Social Indicators Research*, *97*, 143–156. <https://doi.org/10.1007/s11205-009-9493-y>
- Esteras, J., Chorot, P., & Sandín, B. (2019). Sintomatología física y mental asociada al síndrome de burnout en los profesionales de la enseñanza. *Revista de Psicopatología y Psicología Clínica*, *24*(1), 29–37. <https://doi.org/10.5944/rppc.23776>
- Ferguson, S. L., Moore, E. W., & Hull, D. M. (2020). Finding latent groups in observed data: A primer on latent profile analysis in Mplus for applied researchers. *International Journal of Behavioral Development*, *44*(5), 458–468. <https://doi.org/10.1177/0165025419881721>
- Galindo-Domínguez, H., Pegalajar, M., & Uriarte, J. D. (2020). Efecto mediador y moderador de la resiliencia entre la autoeficacia y el burnout entre el profesorado universitario de ciencias sociales y legales. *Revista de Psicodidáctica*, *25*(2), 127–135. <https://doi.org/10.1016/j.psicod.2020.04.002>
- García-Arroyo, J. A., Osca, A., & Peiró, J. M. (2019). Meta-analytical review of teacher burnout across 36 societies: The role of national learning assessments and gender egalitarianism. *Psychology & Health*, *34*(6), 733–753. <https://doi.org/10.1080/08870446.2019.1568013>
- García-Bértoa, A., Ferradás, M. M., Freire, C. (2019). Propiedades psicométricas de la escala CapPsi de capital psicológico en una muestra de docentes de Educación Secundaria. In M. M. Molero, M. C. Pérez-Fuentes, J. J. Gázquez, M. M. Simón, A. B. Barragán, A. Martos, A. & González-Moreno (Comps.), *Proceedings of the III International Congress of Intervention and Research in Health*, Vol. 2 (p. 12). ASUNIVEP.
- García-Carmona, M., Marín, M. D., & Aguayo, R. (2019). Burnout syndrome in secondary school teachers: A systematic review and meta-analysis. *Social Psychology of Education*, *22*(1), 189–208. <https://doi.org/10.1007/s11218-018-9471-9>
- Gil-Monte, P. (2019). *CESQT. Cuestionario para la Evaluación del Síndrome de Quemarse por el Trabajo* (2nd ed.). TEA.
- Granziera, H., Collie, R., & Martin, A. (2021). Understanding teacher wellbeing through job demands-resources theory. In C. F. Mansfield (Ed.), *Cultivating teacher resilience. International approaches, applications and impact* (pp. 229–244). Springer. [https://doi.org/10.1007/978-981-15-5963-1\\_14](https://doi.org/10.1007/978-981-15-5963-1_14)
- Guidetti, G., Viotti, S., Gil-Monte, P. R., & Converso, D. (2018). Feeling guilty or not guilty. Identifying burnout profiles among Italian Teachers. *Current Psychology*, *37*(4), 769–780. <https://doi.org/10.1007/s12144-016-9556-6>
- Hair, J. F., Ringle, C. M., & Sarstedt, M. (2011). PLS-SEM: Indeed a silver bullet. *Journal of Marketing Theory and Practice*, *19*(2), 139–151. <https://doi.org/10.2753/MTP1069-6679190202>
- Hakanen, J. J., Bakker, A. B., & Schaufeli, W. B. (2006). Burnout and work engagement among teachers. *Journal of School Psychology*, *43*(6), 495–513. <https://doi.org/10.1016/j.jsp.2005.11.001>
- Herman, K. C., Hickmon-Rosa, J., & Reinke, W. M. (2018). Empirically derived profiles of teacher stress, burnout, self-efficacy, and coping and associated student outcomes. *Journal of Positive Behavior Interventions*, *20*(2), 90–100. <https://doi.org/10.1177/1098300717732066>
- Huppert, F. A., & So, T. T. C. (2013). Flourishing across Europe: Application of a new conceptual framework for defining well-being. *Social Indicators Research*, *110*, 837–861. <https://doi.org/10.1007/s11205-011-9966-7>
- IBM Corp. (2019). *SPSS STATISTICS for Windows, Version 26.0*. IBM Corp.
- Kalamara, E., & Richardson, C. (2022). Using latent profile analysis to understand burnout in a sample of Greek teachers. *International Archives of Occupational and Environmental Health*, *95*(1), 141–152. <https://doi.org/10.1007/s00420-021-01780-1>
- Kalkbrenner, M. T. (2021). Alpha, omega, and H internal consistency reliability estimates: Reviewing these options and when to use them. *Counseling Outcome Research and Evaluation*. <https://doi.org/10.1080/21501378.2021.1940118>. Advance online publication
- Kalman, M., & Summak, M. S. (2017). Revitalizing the HERO within Teachers: An analysis of the effects of the PsyCap development training. *The Qualitative Report*, *22*(3), 655–682. <https://www.proquest.com/scholarly-journals/revitalizing-hero-within-teachers-analysis/docview/1879926056/se-2>
- Kim, L. E., Jörg, V., & Klassen, R. M. (2019). A meta-analysis of the effects of teacher personality on teacher effectiveness and burnout. *Educational Psychology Review*, *31*, 163–195. <https://doi.org/10.1007/s10648-018-9458-2>
- Kokkinos, C. M. (2007). Job stressors, personality and burnout in primary school teachers. *British Journal of Educational Psychology*, *77*(1), 229–243. <https://doi.org/10.1348/000709905X90344>
- Leiter, M. P., & Maslach, C. (2016). Latent burnout profiles: A new approach to understanding the burnout experience. *Burnout Research*, *3*(4), 89–100. <https://doi.org/10.1016/j.burn.2016.09.001>
- Luthans, F., Youssef-Morgan, C. M., & Avolio, B. (2015). *Psychological capital and beyond*. Oxford University Press.
- Madigan, D. J., & Kim, L. E. (2021a). Does teacher burnout affect students? A systematic review of its association with academic achievement and student-reported outcomes. *International Journal of Educational Research*, *105*, 101714. <https://doi.org/10.1016/j.ijer.2020.101714>
- Madigan, D. J., & Kim, L. E. (2021b). Towards an understanding of teacher attrition: A meta-analysis of burnout, job satisfaction, and teachers' intentions to quit. *Teaching and Teacher Education*, *105*, 103425. <https://doi.org/10.1016/j.tate.2021.103425>
- Marais-Opperman, V., Rothmann, S. I., & van Eeden, C. (2021). Stress, flourishing and intention to leave of teachers: Does coping type matter? *SA Journal of Industrial Psychology*, *47*(1), 1–11. <https://doi.org/10.4102/sajip.v47i0.1834>
- Martínez, J. P., Méndez, I., Ruiz-Esteban, C., Fernández-Sogorb, A., & García-Fernández, J. M. (2020). Profiles of burnout, coping strategies and depressive symptomatology. *Frontiers in Psychology*, *11*, 591. <https://doi.org/10.3389/fpsyg.2020.00591>
- Maslach, C., & Leiter, M. P. (2008). Early predictors of job burnout and engagement. *Journal of Applied Psychology*, *93*(3), 498–512. <https://doi.org/10.1037/0021-9010.93.3.498>
- Maslach, C., Jackson, S. E., & Leiter, M. P. (1996). *Maslach Burnout Inventory manual* (3rd ed). Consulting Psychologists Press.
- Méndez, I., Martínez-Ramón, J. P., Ruiz-Esteban, C., & García-Fernández, J. M. (2020). Latent profiles of burnout, self-esteem and depressive symptomatology among teachers. *International Journal of Environmental Research and Public Health*, *17*(18), 6760. <https://doi.org/10.3390/ijerph17186760>
- Mérida-López, S., & Extremera, N. (2020). Cuando la falta de compromiso ocupacional del profesorado novel no es suficiente para explicar la intención de abandono: ¡la inteligencia emocional importa!. *Revista de Psicodidáctica*, *25*(1), 52–58. <https://doi.org/10.1016/j.psicod.2019.05.001>

- Muthén, L. K., & Muthén, B. O. (1998–2020). *Mplus user's guide* (6th ed.). Muthén & Muthén.
- Nylund-Gibson, K. L., & Choi, A. Y. (2018). Ten frequently asked questions about latent class analysis. *Translational Issues in Psychological Science*, 4(4), 440–461. <https://doi.org/10.1037/tps0000176>
- Olivares, V., & Gil-Monte, P. (2009). Análisis de las principales fortalezas y debilidades del “Maslach Burnout Inventory” (MBI). *Ciencia y Trabajo*, 11(33), 160–167. <https://roderic.uv.es/handle/10550/77530>
- Omar, A., Salessi, S., & Urteaga, F. (2014). Diseño y validación de la Escala CapPsi para medir capital psicológico. *Liberabit*, 20(2), 315–323. [http://www.scielo.org.pe/scielo.php?pid=S1729-48272014000200012&script=sci\\_arttext&tlng=en](http://www.scielo.org.pe/scielo.php?pid=S1729-48272014000200012&script=sci_arttext&tlng=en)
- Owen, S. (2016). Professional learning communities: Building skills, reinvigorating the passion, and nurturing teacher wellbeing and “flourishing” within significantly innovative schooling contexts. *Educational Review*, 68(4), 403–419. <https://doi.org/10.1080/00131911.2015.1119101>
- Pellerone, M., Rapisarda, V., Trischitta, M. C. A., Vitale, E., & Ramaci, T. (2020). Burnout and self-perceived instructional competence: An exploratory study of a group of Italian female elementary school teachers. *International Journal of Environmental Research and Public Health*, 17(4), 1356. <https://doi.org/10.3390/ijerph17041356>
- Pietarinen, J., Pyhältö, K., Soini, T., & Salmela-Aro, K. (2013). Reducing teacher burnout: A socio-contextual approach. *Teaching and Teacher Education*, 35, 62–72. <https://doi.org/10.1016/j.tate.2013.05.003>
- Pozo, C., Garzón, A., Bretones, B., & Ligia, C. (2016). Propiedades psicométricas y dimensionalidad de “The Flourishing Scale” en población hispanohablante. *Electronic Journal of Research in Educational Psychology*, 14(38), 175–192. <https://doi.org/10.14204/ejrep.38.15044>
- Pyhältö, K., Pietarinen, J., Haverinen, K., Tiainen, L., & Soini, T. (2021). Teacher burnout profiles and proactive strategies. *European Journal of Psychology of Education*, 36(1), 219–242. <https://doi.org/10.1007/s10212-020-00465-6>
- Rajendran, N., Watt, H. M. G., & Richardson, P. W. (2020). Teacher burnout and turnover intent. *The Australian Educational Researcher*, 47, 477–500. <https://doi.org/10.1007/s13384-019-00371-x>
- Redelinghuys, K., Rothmann, S., & Botha, E. (2019). Flourishing-at-work: The role of positive organizational practices. *Psychological Reports*, 122(2), 609–631. <https://doi.org/10.1177/0033294118757935>
- Salmela-Aro, K., Hietajärvi, L., & Lonka, K. (2019). Work burnout and engagement profiles among teachers. *Frontiers in Psychology*, 10, 2254. <https://doi.org/10.3389/fpsyg.2019.02254>
- Saloviita, T., & Pakarinen, E. (2021). Teacher burnout explained: Teacher-, student- and organisation-level variables. *Teaching and Teacher Education*, 97, 103221. <https://doi.org/10.1016/j.tate.2020.103221>
- Schaufeli, W. B., & Taris, T. W. (2014). A critical review of the job demands-resources model: Implications for improving work and health. In G. F. Bauer, & O. Hämming (Eds.), *Bridging occupational, organizational and public health: A transdisciplinary approach* (pp. 43–68). Springer Science + Business Media.
- Seisdedos, N. (1997). *Manual MBI: Inventario burnout de Maslach*. TEA Ediciones.
- Shen, B., McCaughy, N., Martin, J., Garn, A., Kulik, N., & Fahlman, M. (2015). The relationship between teacher burnout and student motivation. *The British Journal of Educational Psychology*, 85(4), 519–532. <https://doi.org/10.1111/bjep.12089>
- Skaalvik, E. M., & Skaalvik, S. (2010). Teacher self-efficacy and teacher burnout: A study of relations. *Teaching and Teacher Education*, 26(4), 1059–1069. <https://doi.org/10.1016/j.tate.2009.11.001>
- Skaalvik, E. M., & Skaalvik, S. (2017). Dimensions of teacher burnout: Relations with potential stressors at school. *Social Psychology of Education*, 20, 775–790. <https://doi.org/10.1007/s11218-9391-0>
- Skaalvik, E. M., & Skaalvik, S. (2020). Teacher burnout: Relations between dimensions of burnout, perceived school context, job satisfaction and motivation for teaching. A longitudinal study. *Teachers and Teaching*, 26(7–8), 602–616. <https://doi.org/10.1080/13540602.2021.1913404>
- Vizoso-Gómez, C. (2020). Caracterización del capital psicológico en el profesorado: una revisión sistemática. *Estudios sobre Educación*, 29, 267–295. <https://doi.org/10.15581/004.39.267-295>
- Zwetsloot, G., & Pot, F. (2004). The business value of health management. *Journal of Business Ethics*, 55, 115–124. <https://doi.org/10.1007/s10551-004-1895-9>